

- J 46 Junction Connector
- J 47 Junction Connector
- J 48 Junction Connector
- J 49 Junction Connector

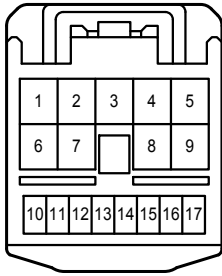
- P 26 Power Seat Control SW (Driver's Seat Lumbar Support Control)
- P 27 Power Seat Control SW (Driver's Seat)
- P 28 Power Seat Control SW (Front Passenger's Seat Lumbar Support Control)
- P 29 Power Seat Control SW (Front Passenger's Seat)
- P 30 Power Seat ECU (Driver's Seat)
- P 31 Power Seat ECU (Driver's Seat)
- P 32 Power Seat Motor (Driver's Seat Front Vertical Control)
- P 33 Power Seat Motor (Driver's Seat Lifter Control)
- P 34 Power Seat Motor (Driver's Seat Lumbar Support Control)
- P 35 Power Seat Motor (Driver's Seat Reclining Control)
- P 36 Power Seat Motor (Driver's Seat Slide Control)
- P 37 Power Seat Motor (Front Passenger's Seat Front Vertical Control)
- P 38 Power Seat Motor (Front Passenger's Seat Lifter Control)
- P 39 Power Seat Motor (Front Passenger's Seat Lumbar Support Control)
- P 40 Power Seat Motor (Front Passenger's Seat Reclining Control)
- P 41 Power Seat Motor (Front Passenger's Seat Slide Control)

- S 33 Seat Heater (Driver's Seat)
- S 34 Seat Heater (Front Passenger's Seat)

Position of Parts in Seat <RHD>

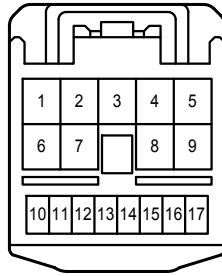
J 46

White



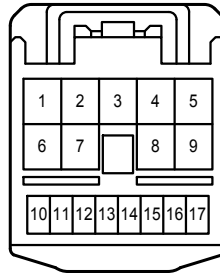
J 47

White



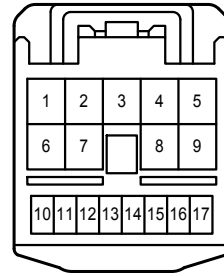
J 48

White



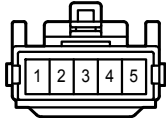
J 49

White



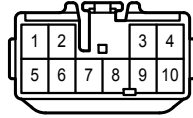
P 26

White



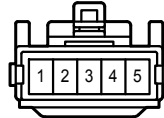
P 27

Black



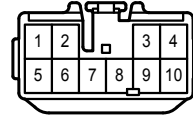
P 28

White




P 29

Black



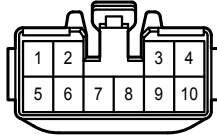
P 30

White



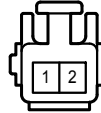
P 31

White




P 32

White




P 33

White




P 34

White



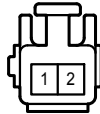
P 35

White




P 36

White




P 37

White




P 38

White




P 39

White




P 40

White




P 41

White



S 33

White



S 34

White

